



Liverpool Hope University

Facts & Figures 2014-15

www.hope.ac.uk



Facts & Figures 2014-15

£49m Income

5,478 Student Population
1,162 in Student Accommodation

57% of staff costs relate to Academic Staff - over 70% have a PhD

643 FTE Members of Staff

Grant to support students' union of £231,750

1,904 students received bursary or scholarship

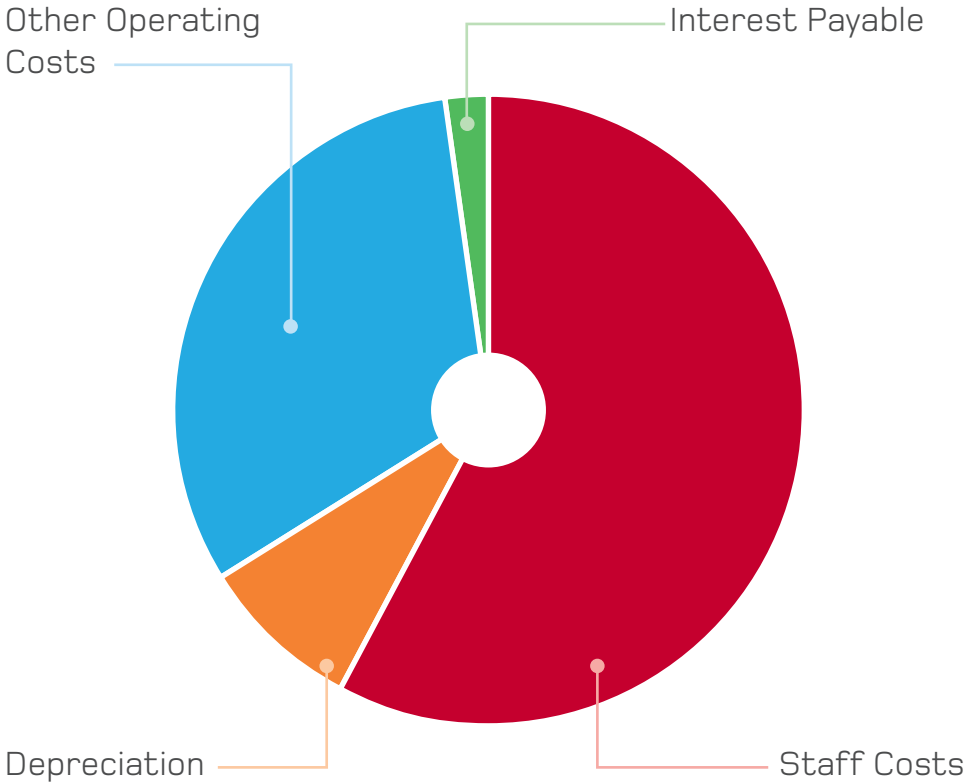
We have income of £49 million - Here is the breakdown:



What does the University spend money on?

Expenditure can be categorised into 4 main areas:

Staff Costs	26,050,158
Depreciation	3,755,567
Other Operating Costs	14,146,797
Interest Payable	945,370
Total Expenditure	44,897,892



Key Facts about Staff Costs

- £26 million was spent on staff costs
- 57% of the staff costs relate to academic staff – to support SSR (Staff Student Ratio) of 1:19.1
- Over 70% of academic staff are qualified to doctoral level – Liverpool Hope University is in the top 20 of all UK Universities for percentage of academic staff with doctorates.
- The University does not outsource any services (all services are provided in-house)

Staff Breakdown

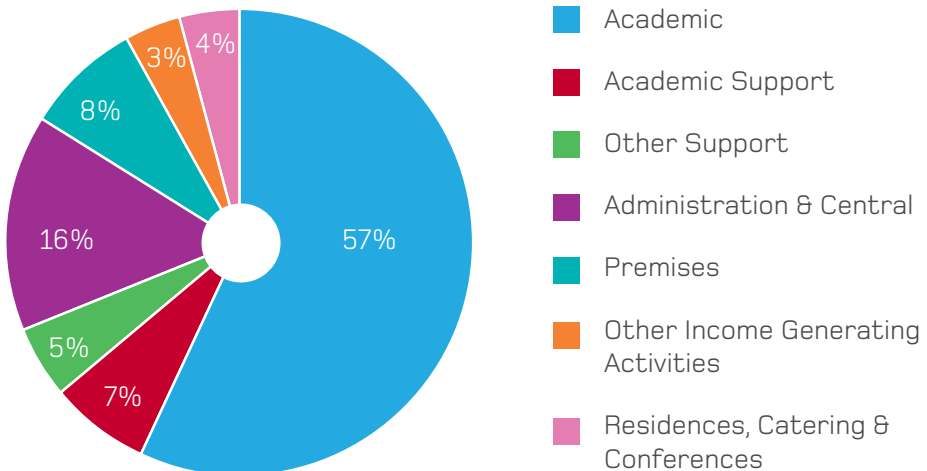
Total Staff **643** Full Time Equivalentents

264 Academic Staff

281 Administrative & Technical Staff

98 Manual & Ancillary Staff

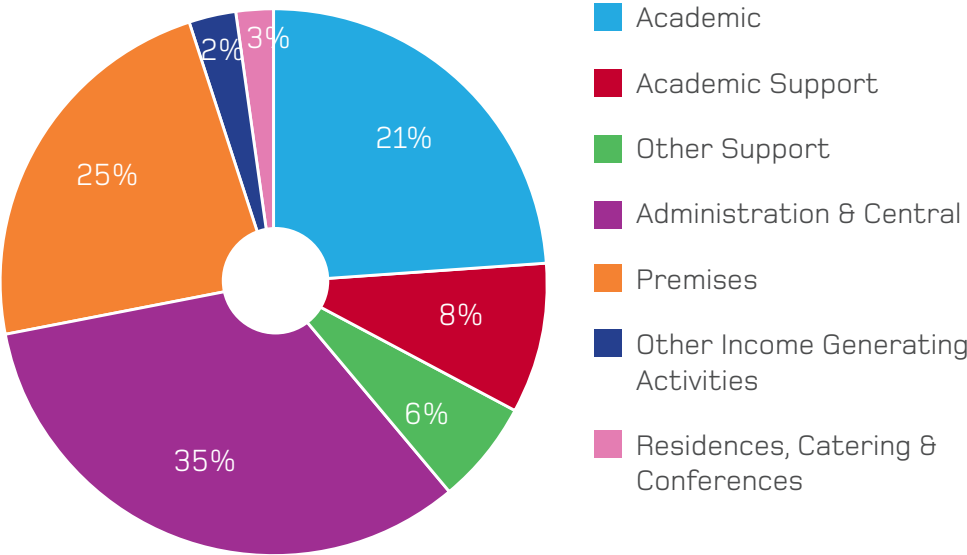
Staff Costs



Other Operating Expenditure

Academic Services	5,061,706	36%
Administration & Central Services	4,991,260	35%
Premises & Other Services	4,093,831	29%
Total Other Operating Expenditure	14,146,797	100%

The University has a commitment to ensure all expenditure incurred is done so in the most cost effective way. There is a value for money (VFM) committee to ensure best practice is embedded University wide.



Excellence Fund
£700k

£500k worth of
Bursaries

1,904 Students
Benefitted

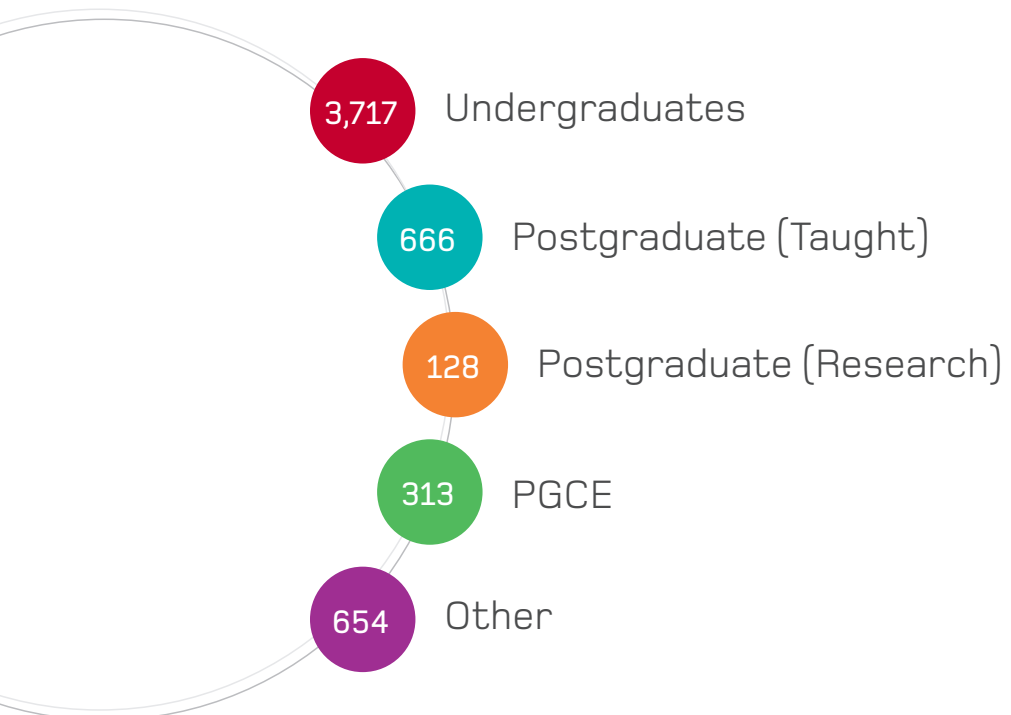
National Scholarship Fund £540k

£60k Other

£1.8m included in Administrative & Central Costs was
for Bursaries & Scholarships

Expenditure supports 5,478 Students

The average entry points has been above 300 for 5 years running.



Investment

Over the last 6 years, there has been significant investment in buildings and equipment of over £50 million without the requirement for borrowing.

The Net Book Value of Assets on the Balance Sheet as at 31st July 2015 is £113.5 million.

Continual Investment

Investment in the campus over the next 5 years will include £13.5 million for the construction of a Science Avenue, consisting of laboratory and teaching space and sports facilities.

Phase 1 The Health Sciences building was completed in December 2015 at a cost of £8.5m and Phase 2 commenced in January 2016. There are also further investments planned for the Library, Aigburth Park and the Creative Campus.

Liverpool Hope University is....

1st

in the North West for **student satisfaction with Teaching**

1st

in the North West for **student satisfaction with Assessment and Feedback**

1st

in the North West for **student satisfaction with Academic Support**

1st

in the North West for **student satisfaction with Personal Development**

Liverpool Hope University
Hope Park
Liverpool
L16 9JD

T: 0151 291 3000

www.hope.ac.uk

