

Top search tips

Search Google more effectively by having a go at the following techniques.....

1. Turn off personalised searching

Google automatically pushes certain content at you that it assumes you will be interested in. This is based on:

- i. Where you are (geographically)
- ii. What you have searched for previously

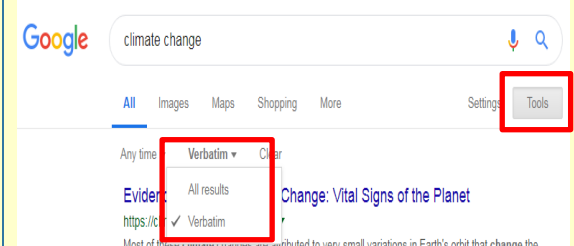
In order to do a more objective search of the web, you need to turn off personalised searching by:

1. Make sure you're signed out of your Google Account.
2. Open the Search Customization settings page.
3. Turn the setting off. This will turn the setting off for anyone who uses the same browser and device as you unless someone signs in.

2. Make sure Google finds all the words you searched for

If you search for several words at once, Google will ignore some of them if it thinks it is not finding enough results. This can be really frustrating if you are looking for pages that specifically contain all the words you entered into the search box.

You can also try changing the order of your search terms (e.g. climate change UK to UK climate change) as this will affect the order of the results.

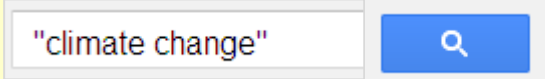


From your results, choose **tools**. Change All results to **verbatim** to ensure that all the words you searched for appear in the results

3. Search for an exact phrase:

If the subject you are describing is expressed as more than one word next to each other, only retrieve results where the words appear immediately next to each other in the text by enclosing in **speech marks "..."**

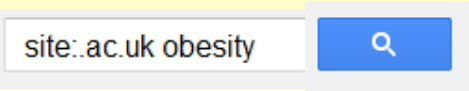

This doesn't always work, so make sure you use the "verbatim" tip from above as well.

	the two words appear immediately next to each other
---	---

4. Restrict your search to a specific web domain

The most reliable websites for searching for research information are academic websites and government websites. You can restrict your Google search to only retrieve results from a particular kind of website.

You can do this using the shortcut **site:** in the Google search box. It is also one of the options in Google advanced search.

Google search box	Google advanced search
	
The above will only find pages from UK university websites containing obesity	

Other useful options include:

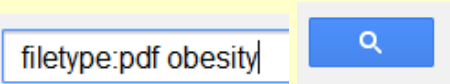
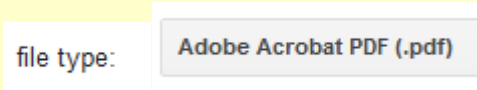
gov.uk	UK Government websites
gov	US government websites
edu	US University websites
org	Charity / not for profit websites
org.uk	Charity / not for profit websites (UK based)
nhs.uk	UK National Health Service websites

5. Search for Adobe Acrobat PDF documents

PDF is the file format nearly always used to publish the kind of information you will want to look at for academic work e.g. academic research, government publications etc.

Restricting your search to only find PDF files is therefore an easy way of finding authoritative information freely available on the web.

You can do this using the shortcut **filetype:** in the Google search box. It is also one of the options in Google advanced search.


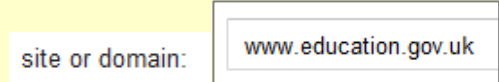
Google search box	Google advanced search
	
The above will only find PDF files containing obesity	

6. Search for information on a specific website:

It can be really frustrating when you know which site you need to look at but can't find the information you are looking for on that site.

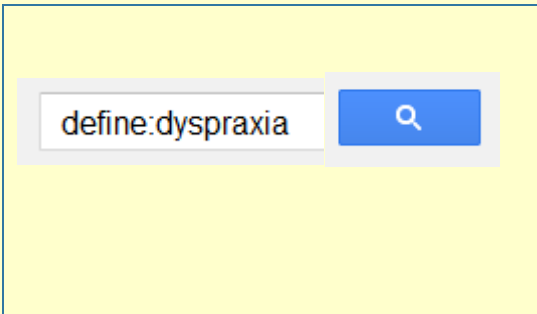
You can use Google to only search a specific website.

You can do this using the shortcut **site:** in the Google search box. It is also one of the options in Google advanced search.

Google search box	Google advanced search
	
The above will only find web pages containing universities from the website www.education.gov.uk	

7. Search for definitions:

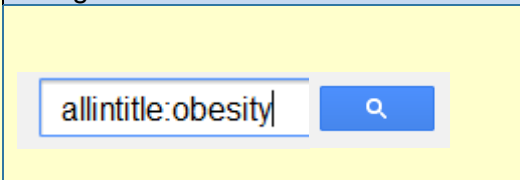
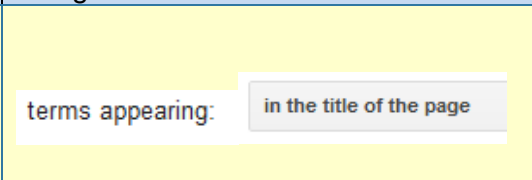
To find a definition of a technical term, phrase or acronym, type the shortcut **define:** immediately followed by your search word into the Google search box

	<p>You will be presented with a Wikipedia definition of the term.</p> <p>To find definitions from other sources select</p> <p>More info »</p>
<p>Remember any definition you rely on for academic work should be from a reputable source</p>	

8. Search only within the title of a webpage

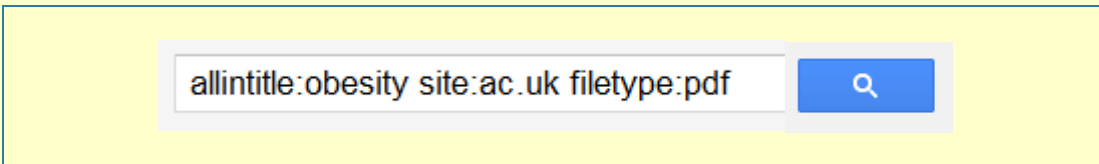
If your search terms appear in the title of a page or PDF file, it is far more likely that the document will be directly relevant to your search words.

You can do this using the shortcut **all in title:** in the Google search box. It is also one of the options in Google advanced search.

Google search box	Google advanced search
	
<p>The above will only find web pages containing obesity in the title</p>	

9. Put it all together!

By combining a number of these search tips together you are more likely to find a manageable number of relevant, good quality results.


<p>The above will only find the word obesity in the title of PDF files that are from UK university websites.</p>

10. Numerical ranges

You can search for websites with information on a topic between a certain date range. To do this, include ... between two dates.

obesity 2001...2003



The above will only find the word **obesity** together with dates from 2001-2003.

11. Calculations

It is possible to use Google to calculate basic maths functions, e.g. $5+7$, $2*5$, $10/2$, 25% of 46 etc.

5+7

All Images Shopping News Videos More Search tools

About 1,290,000,000 results (0.62 seconds)

5 + 7 =

12

Rad Inv π e Ans EXP x^y 0 . = +

x! () % AC



sin ln 7 8 9 ÷

cos log 4 5 6 ×

tan √ 1 2 3 -

12. Easy references

Use Google Scholar's "cite" feature to quickly create your reference list. Remember to check the reference is the same as the style used by your Subject.

[\[PDF\] International and Global Public Health: Governance and Ethical Issues](#)
GAO Alleyne - ETHOS GUBERNAMENTAL. JN Mitaynez. Puerto Rico ..., 2007 - files.bvs.br
... the thinking and practice in international health has evolved over the years along with **changes**
in the ... A landmark publication by the Institutes of Medicine of the United States **set** out quite clearly
why ... and extends up to the present, is characterized not so much by a **change** in the ...
☆  Cited by 3 Related articles All 2 versions 

✕

Cite

Copy and paste a formatted citation or use one of the links to import into a bibliography manager.

MLA Tompkins, Emma L., et al. "Observed adaptation to climate change: UK evidence of transition to a well-adapting society." *Global environmental change* 20.4 (2010): 627-635.

APA Tompkins, E. L., Adger, W. N., Boyd, E., Nicholson-Cole, S., Weatherhead, K., & Arnell, N. (2010). Observed adaptation to climate change: UK evidence of transition to a well-adapting society. *Global environmental change*, 20(4), 627-635.

Chicago Tompkins, Emma L., W. Neil Adger, Emily Boyd, Sophie Nicholson-Cole, Keith Weatherhead, and Nigel Arnell. "Observed adaptation to climate change: UK evidence of transition to a well-adapting society." *Global environmental change* 20, no. 4 (2010): 627-635.

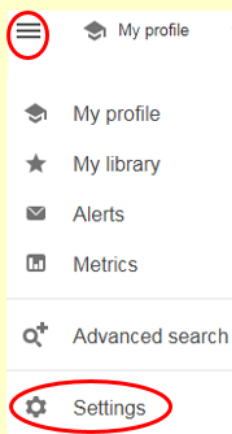
Harvard Tompkins, E.L., Adger, W.N., Boyd, E., Nicholson-Cole, S., Weatherhead, K. and Arnell, N., 2010. Observed adaptation to climate change: UK evidence of transition to a well-adapting society. *Global environmental change*, 20(4), pp.627-635.

Vancouver Tompkins EL, Adger WN, Boyd E, Nicholson-Cole S, Weatherhead K, Arnell N. Observed adaptation to climate change: UK evidence of transition to a well-adapting society. *Global environmental change*. 2010 Oct 31;20(4):627-35.

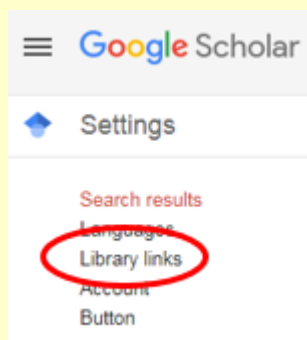
[BibTeX](#) [EndNote](#) [RefMan](#) [RefWorks](#)

13. Setting Google Scholar to recognise you from off campus

Sign in to Google Scholar then select the 3 horizontal lines (usually top left), then select **Settings**



Then select **Library Links**



Search for **Liverpool Hope University** in the Search box, then hit **Save**.

